

# Parking 101

An Introduction To Parking and  
Transportation at UL @ Lafayette

2024-2025



UNIVERSITY  
OF  
LOUISIANA  
*L a f a y e t t e*

**Office of  
TRANSPORTATION  
SERVICES**

# S Y L L A B U S

## I. PARKING

### A. Permits

1. Virtual Permits/LPR
2. Required every semester
  - a. Commuter Permits
  - b. Residential Permits
  - c. Night Permits
3. How to Purchase a Permit – Do the Cajun Two-Step

## II. TRANSIT

### A. Bus Information

1. Schedules
2. Tracker app

## III. BIKES

## IV. ENFORCEMENT

## V. CITATIONS

- A. Notification methods
- B. Holds
- C. Immobilizing (boots)

## VI. TRAFFIC CODE

- A. Offenses
- B. Fines

## VII. CONTACT INFORMATION

# I. PARKING

## ▶ Parking Permits:

- ▶ Required every semester
  - ▶ Are active for one semester only
- ▶ License Plate Technology (L.P.R) - Virtual permits
  - ▶ No decals or hangtags. Your license plate number is how we recognize you.
  - ▶ License plates must be visible from the aisle at all times.
  - ▶ Backing into a parking space or pulling through to a space requires a front license plate.
- ▶ ***Spring 2025 permits available starting Nov. 19***
- ▶ Check our webpage for updates:
  - ▶ <https://louisiana.edu/park>

# HOW TO PURCHASE A PERMIT

- **Online Option**

- Go to [ULINK/ Campus Services/ Parking and Transportation/ access my parking account](#) to access your Parking Portal.
  - Do the **Cajun Two-Step** to get your first permit or add a new car to a permit
  - **Step 1** : Register your vehicle to your account.
    - Enter the license plate number of your vehicle exactly as it appears on your vehicle registration. Example: Letter O vs. Number 0
  - **Step 2** : Get your permit.
    - Start by clicking "Get Permits" box and follow prompts.
    - NOTE: An email will be sent as confirmation of the transaction. *No email confirmation means no permit. Go back to check your steps.*
- **OR** use these Step-by-Step Instructions from our website - [How to Purchase a Parking Permit](#)

- **In Person (*in our office*)**

- Bring student ID, vehicle registration and payment.
- Accepted payment methods include debit/credit card, money order or Cajun Cash.
- Checks and cash are not accepted.

# 2024-2025 STUDENT PERMIT PRICES

Semester Permits	Fall 2024	Spring 2025	Summer 2025 *
<b>Residential Students</b>	\$40	\$40	\$20
<b>Commuter Students</b>			
- Cajun Field - required to park	Free	Free	Free
- Girard Parking Garage floors 4-6	\$325	\$350	\$100
- Wilson Street Lot Permit – located at 712 Wilson Street	\$250	\$250	N/A
- 614HSC Permit – parking lot located at 147 St. Patrick Street	\$80	\$80	TBD
- Night Permit (parking after 3:00 pm in specific areas)	\$25	\$25	\$10

**Changes in housing assignments after the start of the semester may require a change in your permit.**

- Bring a housing assignment slip to our office that indicates your new housing. We will check if your permit needs to be changed.
- There may be a \$10 transfer fee to make the change.
- Not changing a permit will cause “Wrong Zone” citations.

\* *permit prices are subject to change. Prices listed are the typical semester permit prices.*



# II. PARKING: COMMUTER STUDENTS

Commuter students **do not** live on campus.



Cajun Field Parking Lot

- ▶ Cajun Field FREE Permits
- ▶ Commuter parking is located at Cajun Field
- ▶ Bus service to campus begins at 7 a.m.
- ▶ This free permit that **must** be obtained each semester when parking at Cajun Field.

# Commuter Student Options *cont'd*

## 2. Girard Park Circle Parking Tower

- Levels 1-3: Hourly Park-and-Pay
  - \$5/first 2 hours (minimum) then \$1/hour thereafter
  - Payment made via the ParkMobile app or website
- Levels 4-6: Semester Permit
  - Closest commuter student permit option to all buildings
  - Guaranteed parking every class day



Girard Park Circle  
Parking Tower



# Commuter Student Options *cont'd*

- 614HSC Permit
  - Parking lot located at 147 St. Patrick Street

- Wilson Street Lot
  - Parking Lot located at 712 Wilson Street

## Health Sciences Campus Parking Zone Map





# Commuter Student

cont'd

## 4. Night Permits

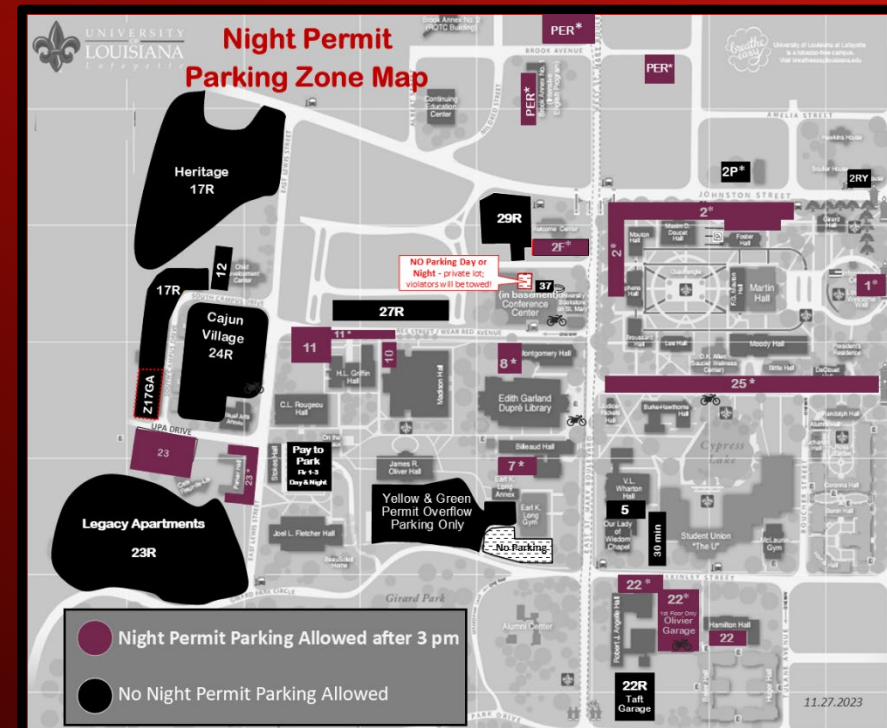
- Non-Gated Areas
  - after 3:00 p.m.
- Gated Areas
  - after 4:30 p.m. if gate is raised
- Students may have a commuter and night permit at the same time.
- Night permit does **NOT** allow parking in:
  - Girard Parking Tower
  - residential zones
  - reserved spaces
  - designated handicap parking areas

### Remember

All vehicles parked on UL property, including Cajun Field, must have an active permit every semester.

### Remember

All student permits are active for one semester only. New permits required every semester.

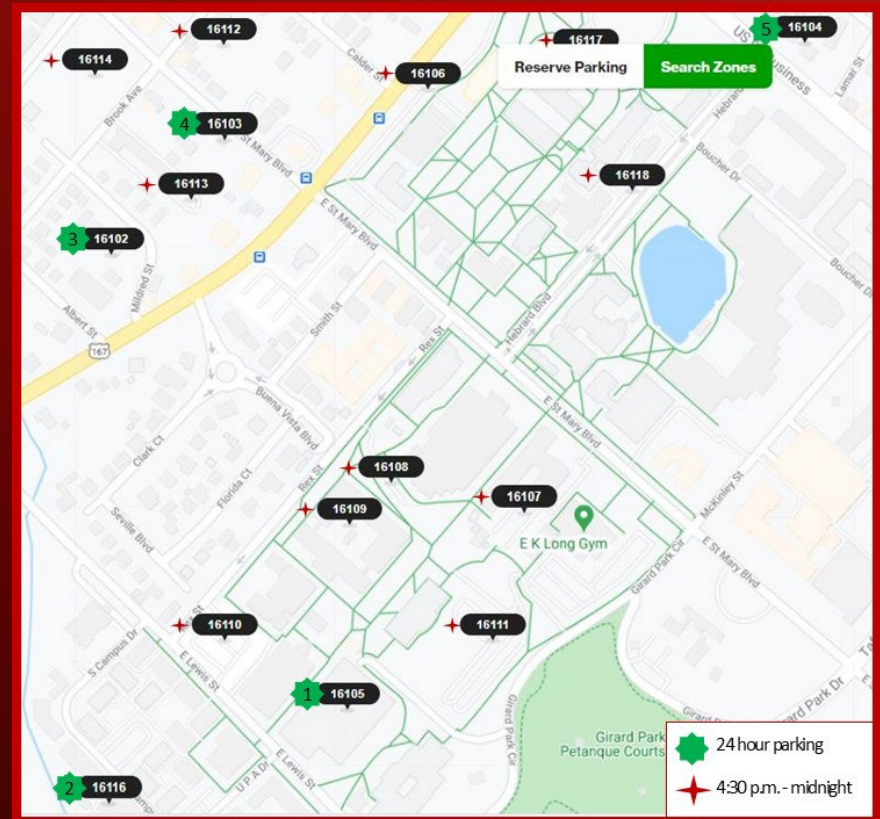


# Commuter Student Hourly Parking

## 3. ParkMobile®

- There are 5 lots available 24 hours a day, seven days a week.
- There are 10 lots available 4:30 p.m. – midnight Monday-Friday and 24 hours Saturday and Sunday.
- Search Zones: [ParkMobile @ UL](#)
- App available for download on the App Store and Google Play.

- Girard Park Circle Parking Tower Levels 1-3: \$5/2 hour minimum then \$1/hr








# III. TRANSIT

## TRANSIT SCHEDULE

- Fall /Spring Semesters
- Monday – Friday bus service starts at Cajun Field @ 7:00 am
- HINT: arrive early! Rush hour traffic causes slow downs for our buses too.
  - Regular bus and/or shuttle service until: *(subject to change; go to [transit.louisiana.edu](http://transit.louisiana.edu) for current schedule.)*
    - 10:00 p.m. Mon-Fri
- Summer Semesters
  - check website in May for updates
- Shuttle service is available on non-class days when the university is open.
- Transit and shuttle services are not available when the university is officially closed.

## BUS TRACKING




### Seamless mobility starts today.

UL Lafayette provides riders the TripShot app to connect you to where you want to go.

#### About TripShot

Our app offers trip planning and the ability to travel with predictability by signing up for True-Time® Notifications and Alerts.




#### How to use

Simply scan the QR code, download TripShot from your app store, login securely with our first time rider instructions and go.

#### First Time Rider

- 01** Download TripShot from your phone's app store.
- 02** Enter your Service Name: *ullafayette*
- 03** Select Log In with SSO.
- 04** Enter your ULID and password.

**Questions?**  
Contact 337-482-6858 or email [transit@louisiana.edu](mailto:transit@louisiana.edu)







# UL BUSES





# CAMPUS SHUTTLES

- ▶ Monday – Friday continuous loop shuttle service

- ▶ 7:00 am – 10:00 pm
  - ▶ Health Sciences (611 St. Landry)
  - ▶ Student Union
  - ▶ Rex St.
  - ▶ Legacy (Near Cafe' Fleur De Lis)
  - ▶ Cajun Village (S. Campus Drive)
  - ▶ Heritage (Club House)

- ▶ Friday Shopper Shuttle

- ▶ 12:00 pm – 4:00 pm
- ▶ Walmart on Pinhook

- ▶ Saturday and Sunday

- ▶ closed

▶ The Central 'HUB' is the Rex St stop. At this location all buses/shuttles stop.

▶ Example: If you are at the Student Union and want to go to Cajun Field, you would need to get on the Shuttle at the Student Union then get off at the Rex St stop and take the Bus going to Cajun Field.

▶ Or if you are in Agnes Edwards Hall and want to go to Starbucks in The Union, get on the shuttle at the Rex St stop in front of the building then get off at the stop in front of The Union.



# IV. BIKES

## Bike Registration

- Bikes may be registered at Lafayette Police Department if desired.
- Keep a record of your bike: picture, brand, color & serial number.
- Bike Parking
- Lock bikes to bike racks only
- Bikes may be impounded if not locked in approved locations

## Bike Safety

- St. Mary Street has bike lanes shared with vehicles at intersections.
- Rules of the Road
  - Ride with traffic, not against
  - Ride defensively

Correct



Not  
Correct

# V. ENFORCEMENT

- ▶ Parking is enforced Monday – Friday: 7:00 a.m. – 9:00 p.m.
  - ▶ ***Including days when*** classes are not in session (ex. Fall break, between semesters, etc.); *we reserve the right to enforce 24/7.*
  - ▶ No enforcement on days when university offices are closed such as holidays.
- ▶ Review the Traffic Code for all parking rules.
- ▶ Two Types of Enforcing
  - ▶ University vehicle - LPR
  - ▶ On-foot enforcement
- ▶ Confirming vehicles:
  - ▶ have an active permit;
  - ▶ are in the correct zone/permitted area;
  - ▶ the plate is visible from the aisle;
  - ▶ the vehicle is parked correctly
  - ▶ and more.



# VI. CITATIONS

## Citation Notification

- ▶ Paper citation placed on windshield
- ▶ Email sent to UL email address of student who registered the vehicle.

## Citation Checklist

- ▶ Do you have an active permit?
- ▶ Does the license plate information on the citation match your vehicle and the plate information on your parking account?
- ▶ Did you do the **Cajun Two-Step** when getting your permit or adding your new vehicle?
- ▶ Did you park correctly?
- ▶ Check the UL Traffic Code for other possible violations.

## Consequences

- ▶ Holds
  - ▶ A **hold** is placed on the student's university account until fine is paid.
  - ▶ Holds prevent registration, drop/add classes, viewing grades and getting a permit.

## Immobilizations (aka boots)

- ▶ A vehicle is eligible for immobilization the day after it accumulates the third unpaid citation.
- ▶ Email notification sent upon immobilization of a vehicle
- ▶ Immobilizations are a separate citation with \$100 fine.
- ▶ Immobilized vehicles are towed or remain immobilized if balance due is not paid by 4 pm same day at the discretion of Transportation Services.

## Appeals

- ▶ 1<sup>st</sup> level
  - ▶ Must be submitted online within 4 class days or 96 hours.
  - ▶ Appeals Officer will review and respond within 2-14 days.
- ▶ 2<sup>nd</sup> level
  - ▶ Appeals Committee meets once a month during fall & spring.
  - ▶ In-person sign up in our lobby only.

# VII. TRAFFIC CODE

The Traffic Code is available online:  
<https://park.louisiana.edu/parking-enforcement/traffic-code>

## Most Issued Violations:

- NO ACTIVE PERMIT / NOT REGISTERED
  - A parking permit is required every semester.
- PLATE NOT VISIBLE
  - All license plates must be visible from the traffic aisle in all locations.



### SAMPLE OF CITATIONS AND FINES

No Parking Area	\$35
Blocking Driveway	\$35
No Parking on Grass	\$35
Overtime Parking	\$35
Disobeying Attendant/Officer/Parking Enforcement	\$35
Not Registered for Daytime Parking	\$35
Parking Not to Obstruct Traffic	\$35
No Parking Zone	\$35
Improper Parking	\$35
Backing into Stall/Illegal Parking	\$35
Pay By Space Violation	\$35
No Active Permit	\$50
Not Registered	\$50
Wrong Zone	\$50
No Parking Tow Away Zone	\$50
No Parking in Maintenance/Reserve Space	\$50
No Parking in Fire Lane	\$100
Blocking Access to Handicap Space	\$100
Immobilizer	\$100
Relocation Fee	\$100
Remove/Tamper with Immobilizer	\$200
Handicapped Parking	\$300

Complete list of violations available at [park.louisiana.edu/traffic code](https://park.louisiana.edu/traffic-code)

# IX. CONTACT US

Office: 619 McKinley Street, #100 (Olivier Parking Tower)

Lobby Hours: Mon-Thurs: 7:30 a.m.-4:45 p.m.

Fri: 7:30a.m.-12:15 p.m.

Phone: (337)482-6858

Email: [geauxpark@louisiana.edu](mailto:geauxpark@louisiana.edu)



Website: [park.louisiana.edu](http://park.louisiana.edu)



[UL Lafayette](#)  
[Auxiliary Services](#)



[@ulauxiliaryservices](#)

# X. ONE MORE THING....

If you have any questions about any of the information included in this presentation, please contact...

**Cassie Matheny**

Parking Operations Manager  
[cassiem@louisiana.edu](mailto:cassiem@louisiana.edu)

Or

**Lacey Prejean**

Assistant Parking Operations Manager  
[lacey.prejean@louisiana.edu](mailto:lacey.prejean@louisiana.edu)

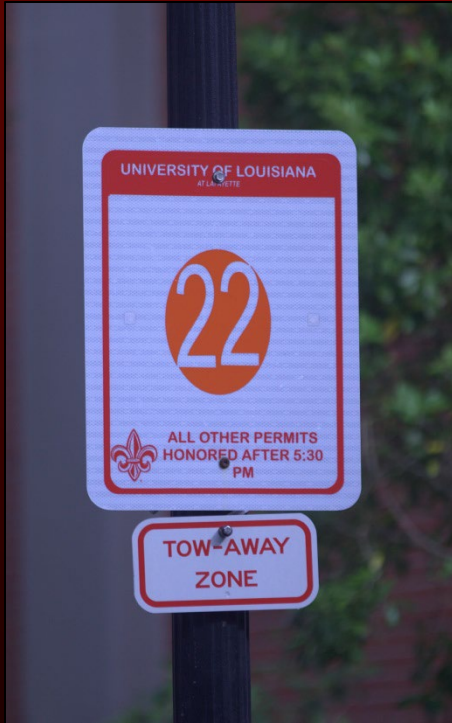
**Did you know....**

A parking space is always between 2 lines 😊





# VIII. PAY ATTENTION TO SIGNS



- Zone specific parking
- Tow Away Zone
- Fire Lanes



- DO NOT park in handicapped parking spaces without the proper permit
- \$300 citations for parking without state issued credentials



- Non university parking area behind Agnes Edwards Hall **Do Not Park Here!**



- Pay close attention to signs reserving spaces for special groups or individuals



# Do the Cajun Two-Step To get your Parking Permit

Step 1 – Register

Step 2 – Get your permit

