

News/Story Feature Component

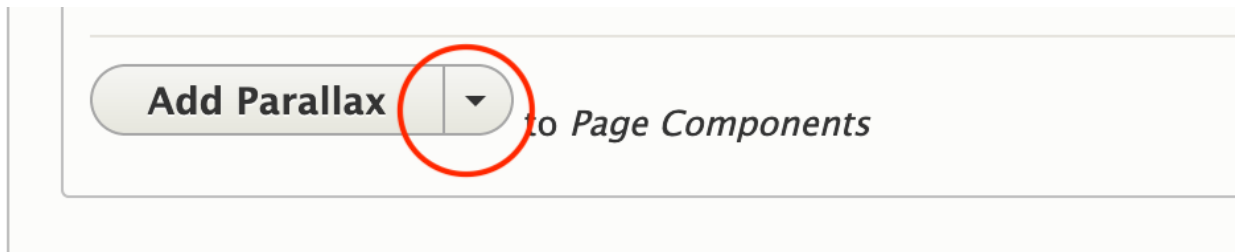
The News/Story Feature is a component that pulls in multiple news stories. There are two types of News/Story Feature components: tagged or curated.

The Tagged News/Story Feature pulls in all stories that use a certain tag or combination of tags. The Curated News/Story Feature pulls in specific stories, which are determined by the person who builds and/or edits the feature.

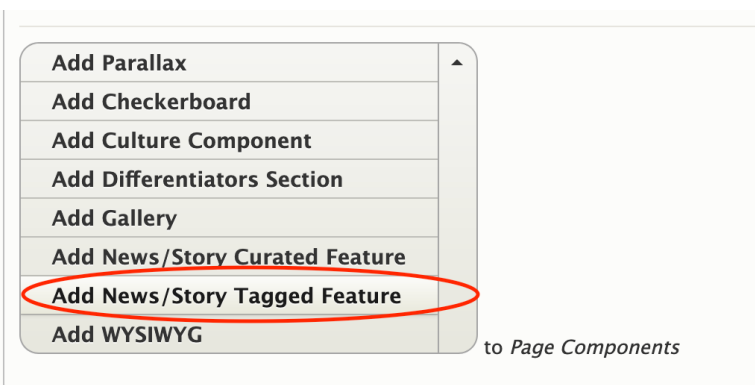
Building a Tagged News/Story Feature

Go to edit the page where you want to add the news/story feature.

At the bottom of the page, find the button that says Add Parallax and click on the arrow just next to it.



In the dropdown, click Add News/Story Tagged Feature.



Fill out the fields:

- Title: this is optional, but a "Recent [Subject/Topic] News" is helpful for users.
- News/Story tag: Start typing in topic subjects from the preset list. When you type in a topic from the preset list, click on the auto-suggest options. The tag feature will not work unless you select one of the suggested options.

- Ex: Type in “impact,” but “Gobal impact” and “Local impact” are your options. Choose either option from the dropdown. Do not leave it as strictly “impact.”

NEWS/STORY TAGGED FEA... Remove

Title
COVID-19 News

News/Story Tag *
Covid
COVID-19
Start typing in a topic here, but make sure to select one of the auto-suggest options that appears below.

Add Parallax to Page Components

You can add multiple tags, but you must type them in one at a time and select them one at a time.

NEWS/STORY TAGGED FEA...

Title
COVID-19 News

News/Story Tag *
COVID-19 (64), Global Impact (45), research
Faculty & Researcher Stories

Add Parallax to Page Components

Move the News/Story Feature component to its appropriate place on the page by using the crosshatches.

NEWS/STORY TAGGED FEA... Remove

Title
COVID-19 News

News/Story Tag *
COVID-19 (64), Global Impact (45), Faculty & Researcher Stories (61)

Add Parallax to Page Components

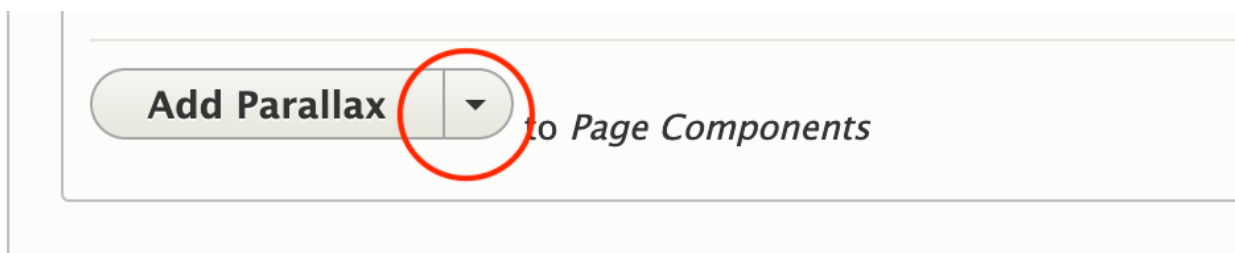
When it's in the correct place, scroll down and click save.

Building a Curated News/Story Feature

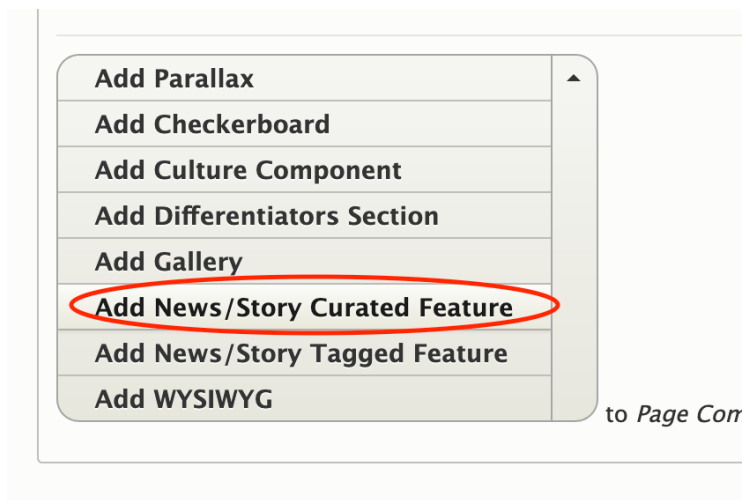
The Curated News/Story feature can include four stories and will need to be manually updated when a new, topical/appropriate story is added to the site.

Go to edit the page where you want to add the news/story feature.

At the bottom of the page, find the button that says Add Parallax and click on the arrow just next to it.



In the dropdown, click Add News/Story Curated Feature.



Fill out the fields:

- Title: this is optional, but a "Recent [Subject/Topic] News" is helpful for users.
- News/Story featured story: Start typing in the headline or subject of the story you want to feature first. Select the correct headline from the auto-suggest dropdown.

NEWS/STORY CURATED FEA... Remove

Title
Recent Partnership News

Featured News/Story
robichaux| ←

Honoring Coach Robichaux: New product line pays tribute to '36' Show row weights

NEWS/STORY

In the three news/story fields below, start typing in the headline or subject of the story you want to feature in the secondary positions. Select the correct headline from the auto-suggest dropdown.

NEWS/STORY Show row weights

Student researchers look to unlikely subjects for clues about Alzheimer's (29)

fulbright|

Q&A: Biologist widens worldview as Fulbright scholar in Colombia

Add Parallax ▼ to Page Components

After all four news/story fields are complete, move the News/Story Feature component to its appropriate place on the page by using the crosshatches.

NEWS/STORY CURATED FEA... Remove

Title
Recent Partnership News

Featured News/Story
Honoring Coach Robichaux: New product line pays tribute to '36' (28) Show row weights

NEWS/STORY

Student researchers look to unlikely subjects for clues about Alzheimer's (29)

Q&A: Biologist widens worldview as Fulbright scholar in Colombia (27)

"Meet Leigh Jolivet '21, Health Information Management major (72)"

Add Parallax ▼ to Page Components

When it's in the correct place, scroll down and click save.

Removing and adding a story in the Curated News/Story Feature

When a news story needs to be swapped out in a Curated News/Story Feature, it must be done manually.

Go to the page with the Curated News/Story Feature that you want to change and click edit.

Find the Curated News/Story Feature on the page and determine which story/stories you want to swap out.

In the field where you want to replace a story, delete the existing headline and start typing in the new headline or subject.

The screenshot shows a CMS interface for editing a 'NEWS/STORY CURATED FEA...'. At the top right is a 'Remove' button. Below the title 'NEWS/STORY CURATED FEA...' is a 'Title' field containing 'Recent Partnership News'. Underneath is the 'Featured News/Story' section, which contains a dropdown menu with the selected item '~~Honoring Coach Robichaux: New product line pays tribute to '26' (28)~~'. To the right of this dropdown is a red text instruction: 'Delete the text in this box'. Below this section is a 'NEWS/STORY' list with three items, each with a plus icon and a weight value in parentheses: 'Student researchers look to unlikely subjects for clues about Alzheimer's (29)', 'Q&A: Biologist widens worldview as Fulbright scholar in Colombia (27)', and '"Meet Leigh Jolivette '21, Health Information Management major (72)". At the bottom left is an 'Add Parallax' button with a dropdown arrow, and to its right is the text 'to Page Components'.

NEWS/STORY CURATED FEA... Remove

Title
Recent Partnership News

Featured News/Story
peyton| ← ○ Type in the story you want to replace it with and select it from the auto-suggest below. Show row weights

NEWS/STORY

- Student researchers look to unlikely subjects for clues about Alzheimer's (29) ○
- Q&A: Biologist widens worldview as Fulbright scholar in Colombia (27) ○
- "Meet Leigh Jolivette '21, Health Information Management major (72)" ○

Add Parallax ▼ to Page Components

When you have replaced the story/stories you wanted, scroll down and click save.